


JAPAX – spare parts

**We also supply other spare parts
that are not described in this section.**


If you cannot find the required spare parts please contact us.




Power feed contacts




Order No.	Item No.	Photo	Description	Application
J001	MGK0001		Current supply upper & lower OD10 x id4.0 x 7.0 mmT	LS250A.350A.500A.800A.1000A LS-A series.L300.L500.LXR (AF3)
J002	MGS1122		Current supply upper & lower 10.5 x 10.5 x 7.0 mmT	EX-P20,LU-38.LUX-3.LV-3.LDM. ELVY.LS-A(Float type).LS-S.LS-X. LU3B LXE35---1000. LXR50---100.350S---1000S
J003	A4G0003		Current supply upper & lower 20 x 20 x 7.0 mmT	LDM (AF4) LXR-S. EXP. LUX.LXR. LV. LXE series for AWT
J004	MGK0101		Guide upper with groove OD12 x id6 x 6 mmT	LDM 35-100 / LDM-5 LXE350---1000 / LV-3 LXR50-100 LS-A.LS-S.LS-X.LU3B LUX-3.LV-3.LXE.LXR.LDM.ELVY


other parts

J004 S	MGK0101		Sub guide with groove upper OD12 x id6 x 6 mmT	LDM 35-100 / LDM-5 LXE350---1000 / LV-3 LXR50-100 LS-A.LS-S.LS-X.LU3B LUX-3.LV-3.LXE.LXR.LDM.ELVY
J301			Ceramic plate upper	80AR-LDM-100.50
J302			Ceramic plate lower OD100 x 70mm	80AR-LDM-100.50
J401 C			Tension roller ceramic type OD100 x id24 x 20 mm	30RL-B-102
J401			Tension roller SUS & urethane OD100 x id24 x 20 mm	30RL-B-103

J402		Capstan roller
J403		Pinch roller

Wire guides					
J101	SSZ1102		Dies guide upper S type	D=0.105 mm	LS-S.LS-X.LUX.LV.LXE.LXR LDM.ELVY - Manual / AF L= 19 mm
	SSZ1104			D=0.145 mm	
	SSZ1113			D=0.155 mm	
	SSZ1105			D=0.165 mm	
	SSZ1106			D=0.205 mm	
	SSZ1107			D=0.255 mm	
	SSZ1108			D=0.305 mm	
	SSZ1110			D=0.355 mm	
	SSZ1109			D=0.055 mm	
	SSZ1101			D=0.075 mm	
J102	SSZ2102		Dies guide lower S type	D=0.105 mm	LS-S.LS-X.LUX.LV.LXE.LXR LDM.ELVY - Manual / AF L= 14 mm
	SSZ2104			D=0.145 mm	
	SSZ2113			D=0.155 mm	
	SSZ2105			D=0.165 mm	
	SSZ2106			D=0.205 mm	
	SSZ2107			D=0.255 mm	
	SSZ2108			D=0.305 mm	
	SSZ2110			D=0.355 mm	
	SSZ2109			D=0.055 mm	
	SSZ2101			D=0.075 mm	
J103	SSZ1002		Dies guide upper A type	D=0.105 mm	LS-A.LU3B - Manual
	SSZ1004			D=0.14 mm	
	SSZ1013			D=0.15 mm	
	SSZ1005			D=0.16 mm	
	SSZ1006			D=0.205 mm	
	SSZ1007			D=0.255 mm	
	SSZ1008			D=0.305 mm	
	SSZ1009			D=0.05 mm	
	SSZ1001			D=0.07 mm	

J104A	SSZ3002		Guide diamond lower	D=0.105 mm	LS-A (Manual-float type) L=44 mm
	SSZ3004			D=0.145 mm	
	SSZ3013			D=0.155 mm	
	SSZ3005			D=0.165 mm	
	SSZ3006			D=0.205 mm	
	SSZ3007			D=0.255 mm	
	SSZ3008			D=0.305 mm	
	SSZ3010			D=0.355 mm	
	SSZ3009			D=0.055 mm	
	SSZ3001			D=0.075 mm	
J104B	SSZ2002		Guide lower A type	D=0.105 mm	LS-A (Manual) L=28 mm
	SSZ2004			D=0.145 mm	
	SSZ2013			D=0.155 mm	
	SSZ2005			D=0.165 mm	
	SSZ2006			D=0.205 mm	
	SSZ2007			D=0.255 mm	
	SSZ2008			D=0.305 mm	
	SSZ2009			D=0.055 mm	
	SSZ2001			D=0.075 mm	
J108	SSZ0010		Dies guide upper & lower	D=0.205 mm D=0.255 mm D=0.305 mm	Amada / Japax

Water nozzles					
J201	MGS113101		Nozzle lower D=6 mm		LS-S.LU.LD series
J202	MGS-1121		Nozzle lower D=6 mm		LS-S.LU.LD series
J203	111G054		Nozzle lower D=6 mm		LS.LU.LD series
J205	MGX5003		Nozzle lower	D=4 mm	LUX-3(New).LV-3.LXE(New).LXR Manual / AF type
				D=5 mm	
				D=7.5 mm	
J206	MGX5013		Nozzle upper	D=3 mm	LUX-3(New).LV-3.LXE(New).LXR Manual / AF type
				D=4 mm	
				D=6 mm	
				D=9 mm	

J207	MGX-5006		Nozzle upper D=6 mm Assembly MGX-5006 set (J207A + J207B)	LXE(Old type)...Manual LS.LD.LU.LV
J208			Nozzle lower special long type D=4 mm	LS-A.LS.LD.LU.LV.
J209			Nozzle lower D=8 mm	LS.LD.LU.LV
J210			Nozzle long type upper D=8 mm OD=31 x id8.0 x 51 mm	LS-A.LS.LD.LU.LV.
J211	A4G0001		Nozzle lower D=4 mm	LDM (AF4)
J212	A4G0002		Nozzle lower D=6 mm	LDM (AF4)
J213	LDM2346		Nozzle lower D=4 mm	LDM.LUX
	LDM2306		Nozzle lower D=6 mm	
J214			Ajustment nut for lower nozzle OD42 x id13 mm	LDM / Intertechno
J215	LDM2020		Nozzle upper	LDM / Intertechno